



# **Dothan Alabama**



**McLaughlin & Associates**

**By:**

**Jim McLaughlin**

**September 27, 2007**

**On the web**

**[www.mclaughlinonline.com](http://www.mclaughlinonline.com)**



# Presentation Outline

1. *Methodology*
2. *Political Environment*
3. *General Issue Analysis*
5. *Opinion Ratings*
6. *Downtown Revitalization*
7. *Education Issues*
8. *Voter Profiles*
9. *Conclusions and Recommendations*

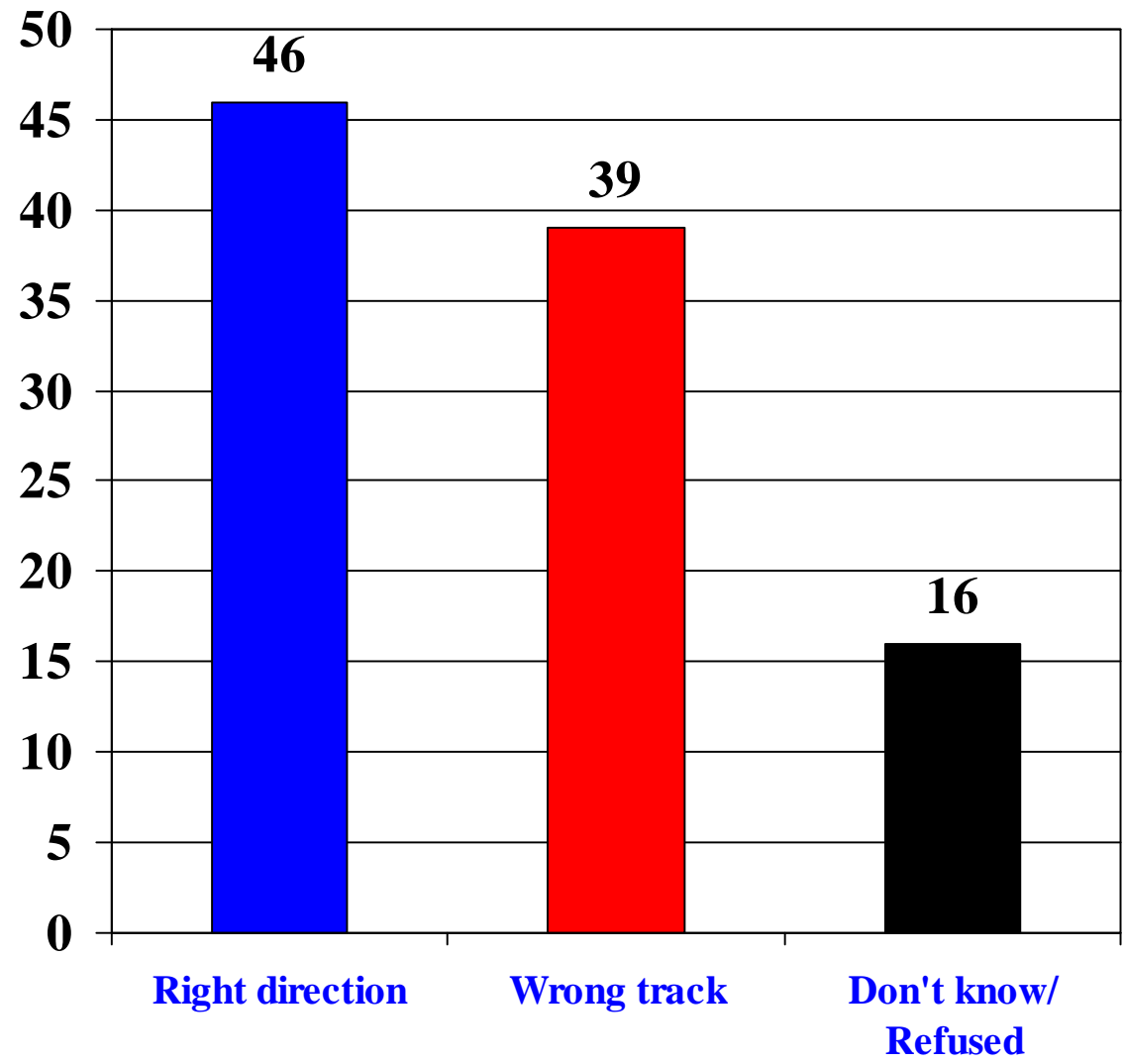
# *Methodology*

**This survey of 400 likely general election voters in Dothan Alabama was conducted on September 24<sup>th</sup> and 25<sup>th</sup>, 2007. All interviews were conducted via telephone by professional interviewers. Interview selection was random within predetermined election units. These units were structured to correlate with actual voter turnout.**

**The survey of 400 likely general election voters has an accuracy of  $\pm 4.9\%$  at the 95% confidence interval.**



# Direction of Dothan



Dothan AL  
September 2007

4

McLaughlin & Associates  
www.mclaughlinonline.com

	Right	Wrong
Election Districts	44	40
Non Election Districts	48	37
Consistent Voters	45	39
Right Direction	100	0
Wrong Track	0	100
Economic	38	43
Quality of Life	52	36
Support Revitalization	55	27
Oppose Revitalization	34	56
Approve Library	51	34
Disapprove Library	39	49
Approve New H.S.	52	33
Disapprove New H.S.	42	43
Republican	52	33
Democrat	47	37
Independent	27	56
Moderate	44	41
Conservative	42	44
Child HH	43	41
Non Child HH	47	39
White	49	40
African American	40	38
Under 55	52	36
Over 55	41	41
Men	43	44
Women	49	33

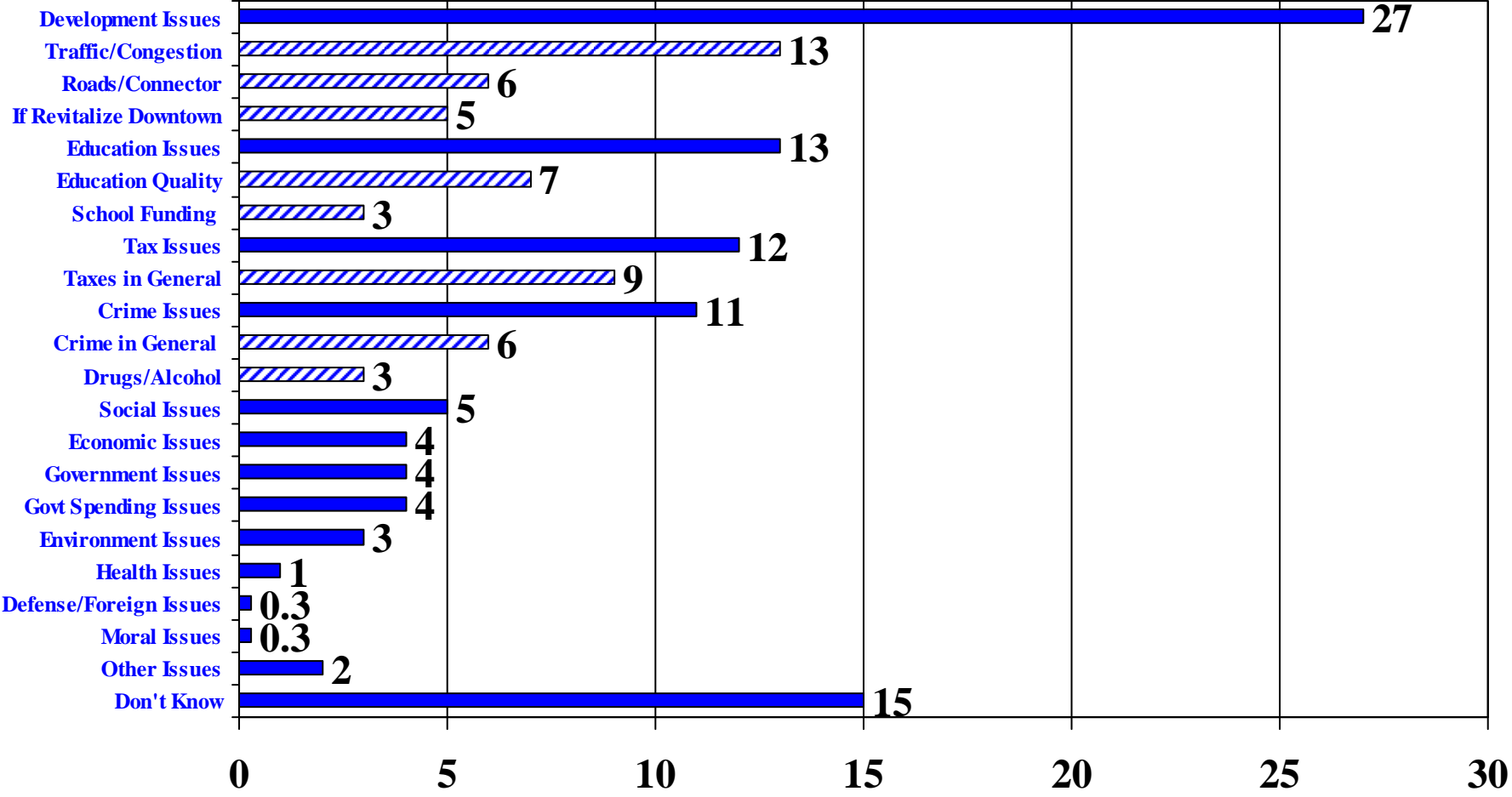


**Specifically, from the following list, which issue facing the City of Dothan would you like to see the City Commission make their top priority?**

	<b>Total</b>	<b>Rep.</b>	<b>Dem.</b>	<b>Ind.</b>	<b>Right Direction</b>	<b>Wrong Track</b>
<b>ECONOMIC</b>	<b>38</b>	<b>35</b>	<b>33</b>	<b>52</b>	<b>28</b>	<b>49</b>
Reduce Taxes	16	15	16	16	11	20
Wasteful government spending	15	16	5	27	8	20
Improve economy/Create jobs	8	4	13	9	8	8
<b>LOCAL</b>	<b>32</b>	<b>36</b>	<b>34</b>	<b>22</b>	<b>42</b>	<b>25</b>
Traffic/transportation	17	20	18	12	22	14
Improve water supply	7	6	7	6	9	5
Revitalize Downtown	5	7	5	2	7	3
New library	4	3	5	3	4	2
Control growth/overpop.	--	--	--	--	--	--
<b>SOCIAL</b>	<b>13</b>	<b>13</b>	<b>15</b>	<b>13</b>	<b>14</b>	<b>14</b>
Education	13	13	15	13	14	14
Environment	--	--	--	--	--	--
Illegal immigration	--	--	--	--	--	--
<b>CRIME AND DRUGS</b>	<b>12</b>	<b>14</b>	<b>9</b>	<b>10</b>	<b>13</b>	<b>8</b>
<b>REFORM CITY GOVERNMENT</b>	<b>--</b>	<b>--</b>	<b>--</b>	<b>--</b>	<b>--</b>	<b>--</b>
<b>DK/REFUSED</b>	<b>4</b>	<b>3</b>	<b>8</b>	<b>3</b>	<b>3</b>	<b>4</b>



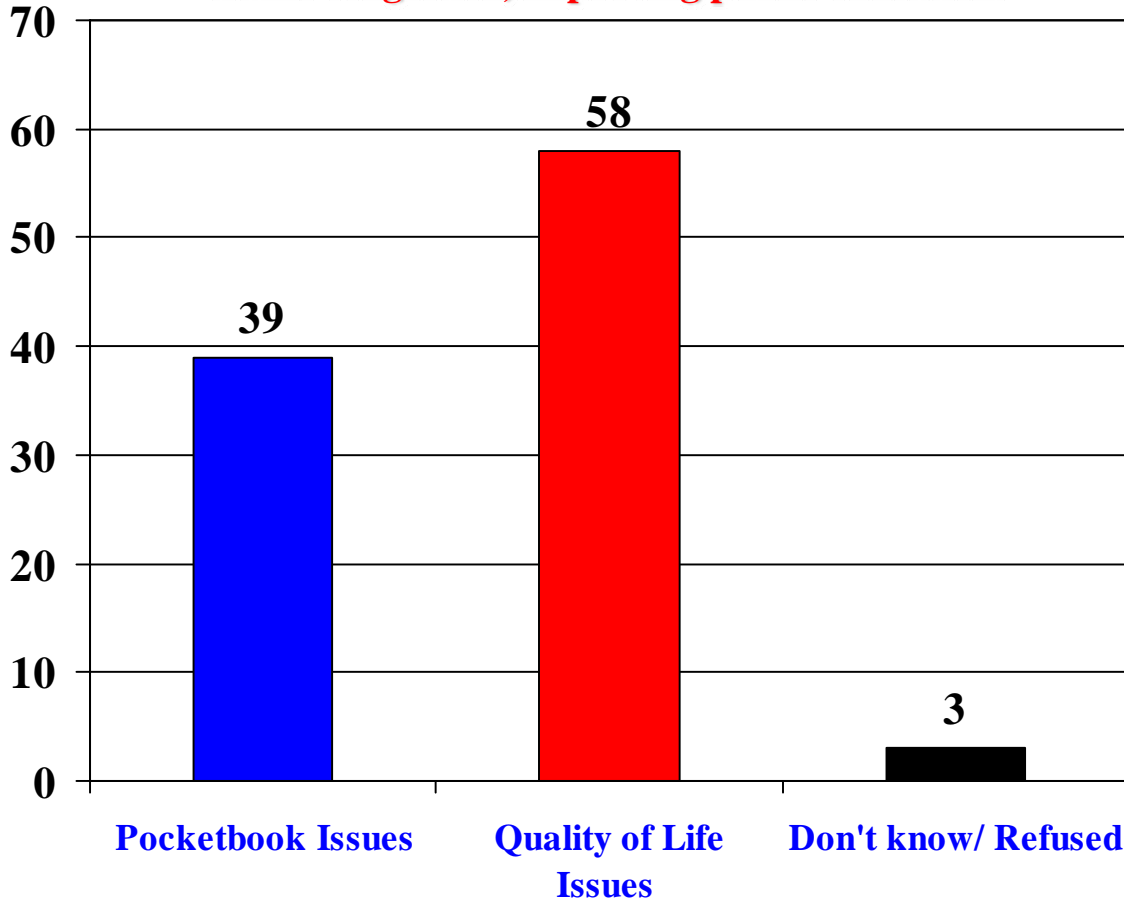
# What is the *single most important* problem you would like to see your Mayor and the City Commission deal with and take action on to help you and your family?





Now, more specifically, between the following issues, which is personally most important to you?

**Pocketbook issues to make Dothan more affordable, such as holding the line on sales and property taxes, reducing wasteful government spending, lowering debt and improving the economy, OR; Quality of life issues, such as controlling growth and development, relieving traffic congestion, improving public education.**



Dothan AL  
September 2007

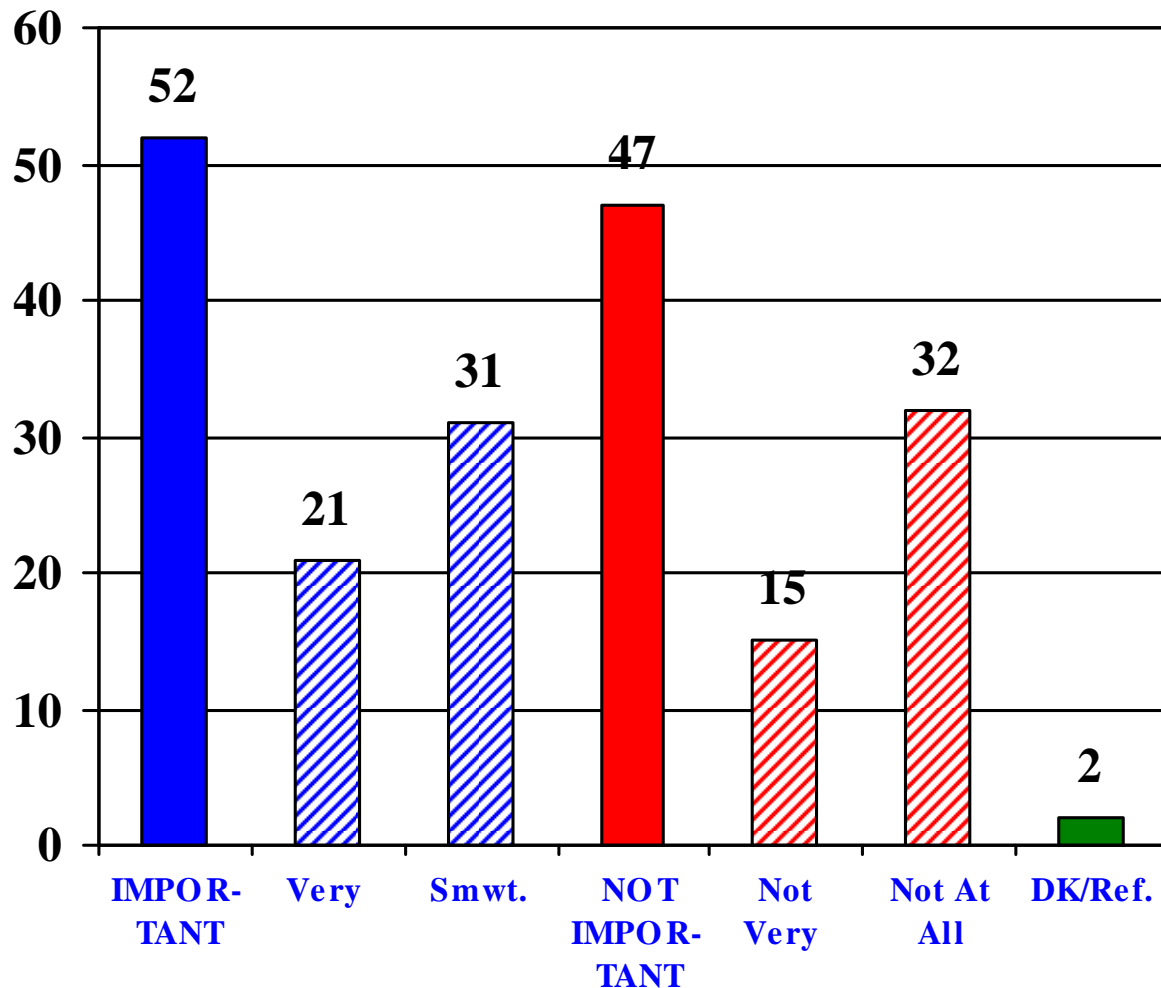
7  
McLaughlin & Associates  
www.mclaughlinonline.com

	Pocketbk	Qual/Life
Election Districts	41	57
Non Election Districts	37	58
Consistent Voters	39	57
Right Direction	33	65
Wrong Track	44	53
Economic	100	0
Quality of Life	0	100
Support Revitalization	35	64
Oppose Revitalization	47	50
Approve Library	32	65
Disapprove Library	53	47
Approve New H.S.	31	66
Disapprove New H.S.	42	56
Republican	36	62
Democrat	43	53
Independent	40	59
Moderate	35	64
Conservative	45	53
Child HH	43	54
Non Child HH	38	60
White	39	60
African American	41	54
Under 55	40	58
Over 55	39	56
Men	41	57
Women	38	58



# How important is the revitalization of downtown Dothan to you?

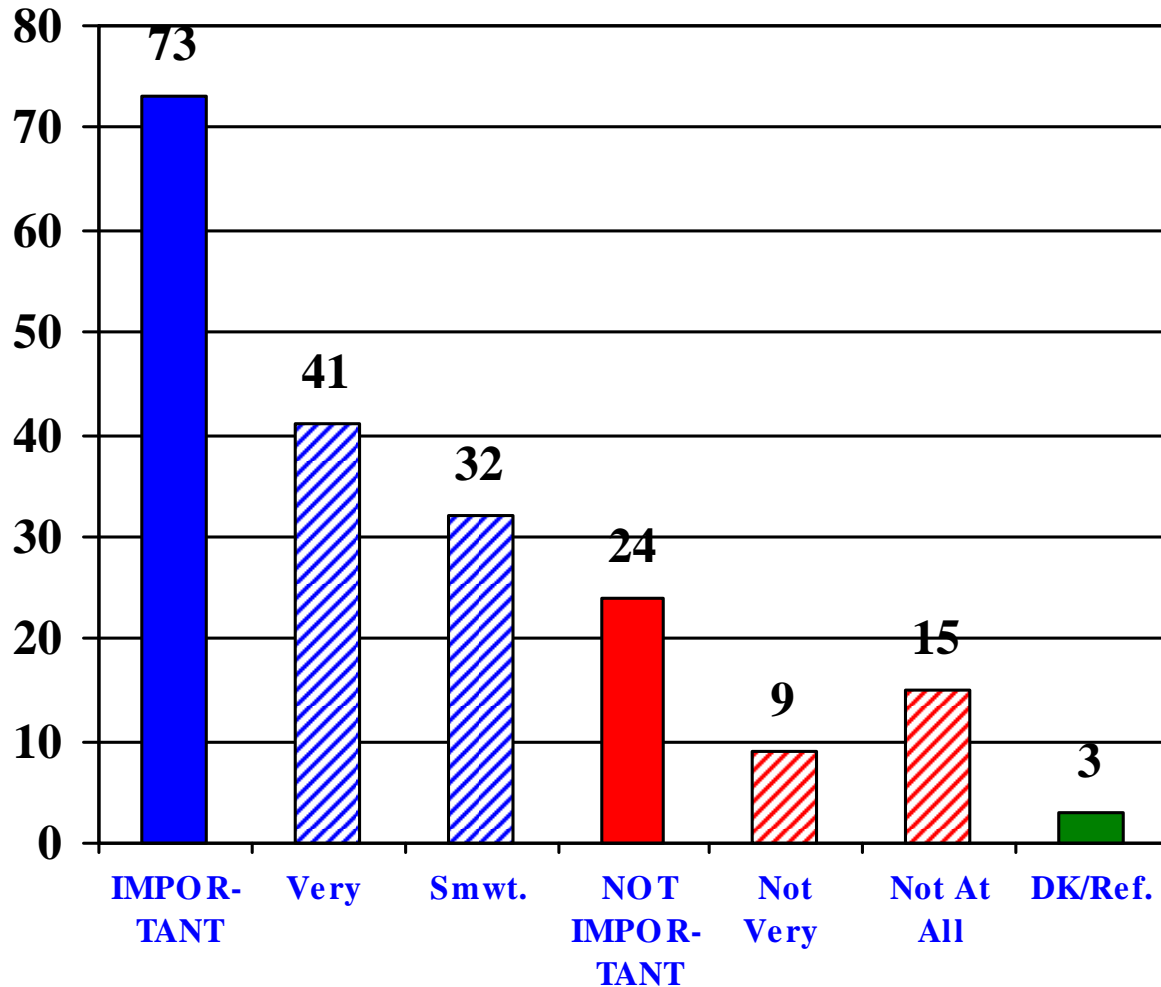
## Would you say it is....



	Important	Not Impt
Election Districts	56	42
Non Election Districts	48	51
Consistent Voters	53	46
Right Direction	59	41
Wrong Track	38	60
Economic	47	51
Quality of Life	56	44
Support Revitalization	84	15
Oppose Revitalization	11	89
Approve Library	66	33
Disapprove Library	32	68
Approve New H.S.	68	32
Disapprove New H.S.	47	53
Republican	51	48
Democrat	64	36
Independent	37	59
Moderate	55	43
Conservative	47	53
Child HH	62	34
Non Child HH	50	50
White	46	53
African American	67	31
Under 55	61	36
Over 55	45	54
Men	45	54
Women	59	40



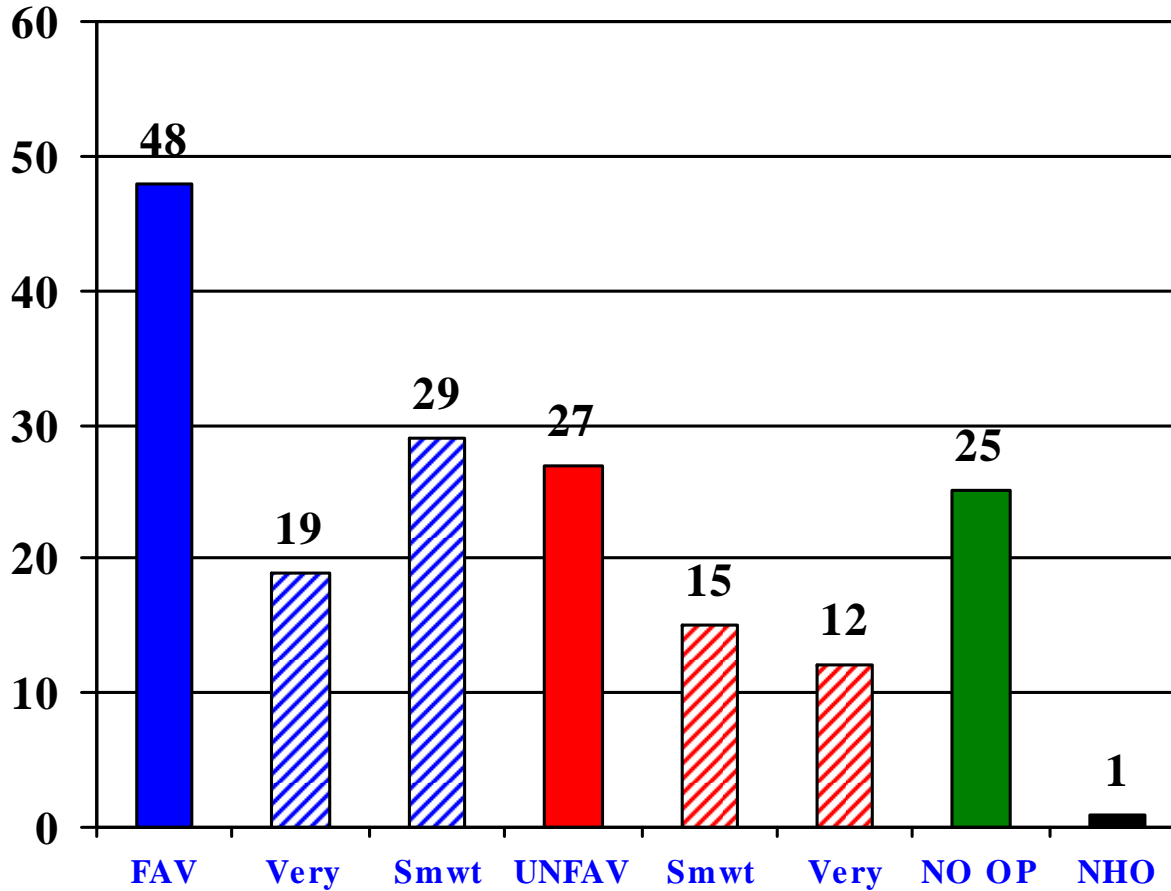
# How important is the development of the new public library in Dothan to you? Would you say it is...



	Important	Not Impnt
Election Districts	73	25
Non Election Districts	74	23
Consistent Voters	75	23
Right Direction	78	22
Wrong Track	70	29
Economic	68	30
Quality of Life	79	19
Support Revitalization	85	12
Oppose Revitalization	59	41
Approve Library	92	6
Disapprove Library	48	51
Approve New H.S.	84	12
Disapprove New H.S.	71	28
Republican	74	23
Democrat	76	22
Independent	69	29
Moderate	68	32
Conservative	73	23
Child HH	76	24
Non Child HH	73	24
White	72	26
African American	79	18
Under 55	77	22
Over 55	71	26
Men	69	29
Women	77	20



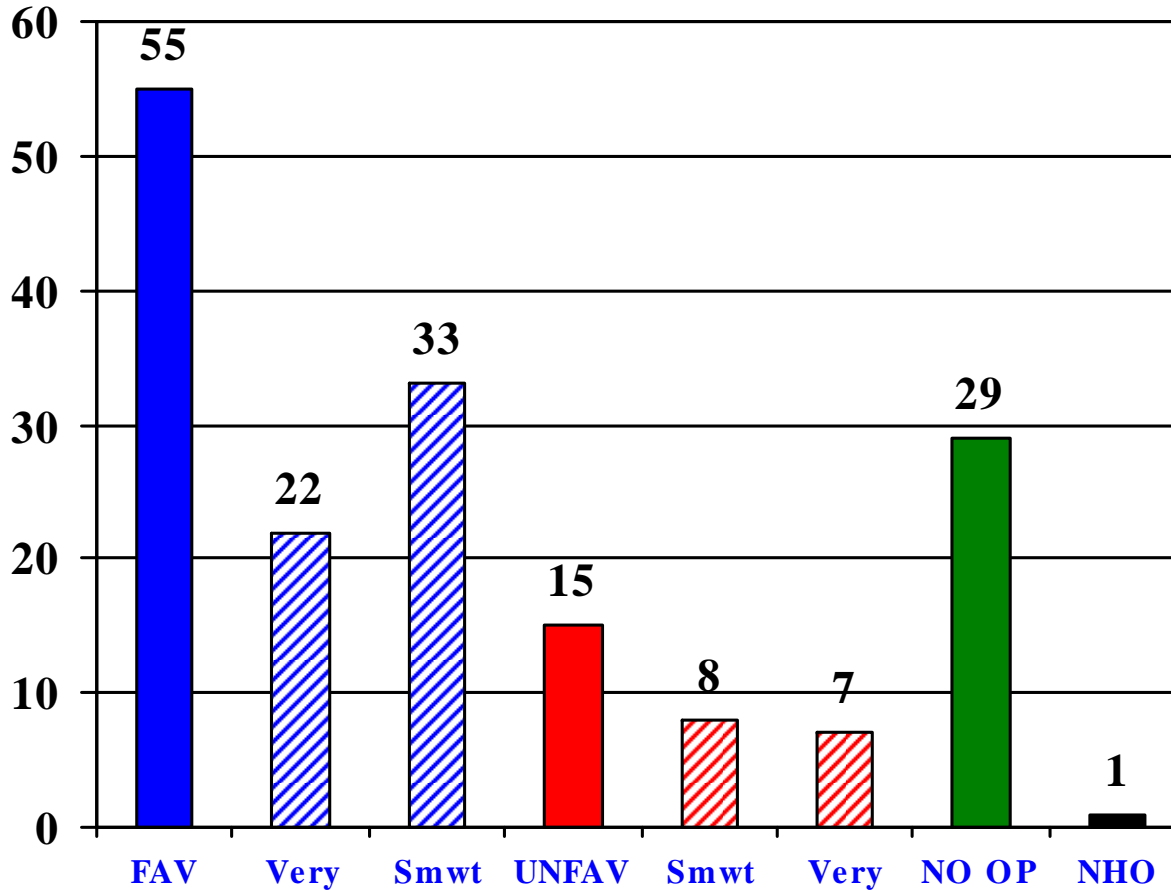
# Opinion: Dothan City Schools



	Fav	Unfav
Election Districts	46	27
Non Election Districts	50	26
Consistent Voters	48	27
Right Direction	55	19
Wrong Track	38	40
Economic	51	24
Quality of Life	48	29
Support Revitalization	56	21
Oppose Revitalization	41	34
Approve Library	52	25
Disapprove Library	43	31
Approve New H.S.	52	23
Disapprove New H.S.	49	29
Republican	49	24
Democrat	57	23
Independent	35	41
Moderate	49	28
Conservative	47	30
Child HH	53	38
Non Child HH	47	24
White	49	27
African American	51	24
Under 55	51	30
Over 55	46	25
Men	52	27
Women	45	26



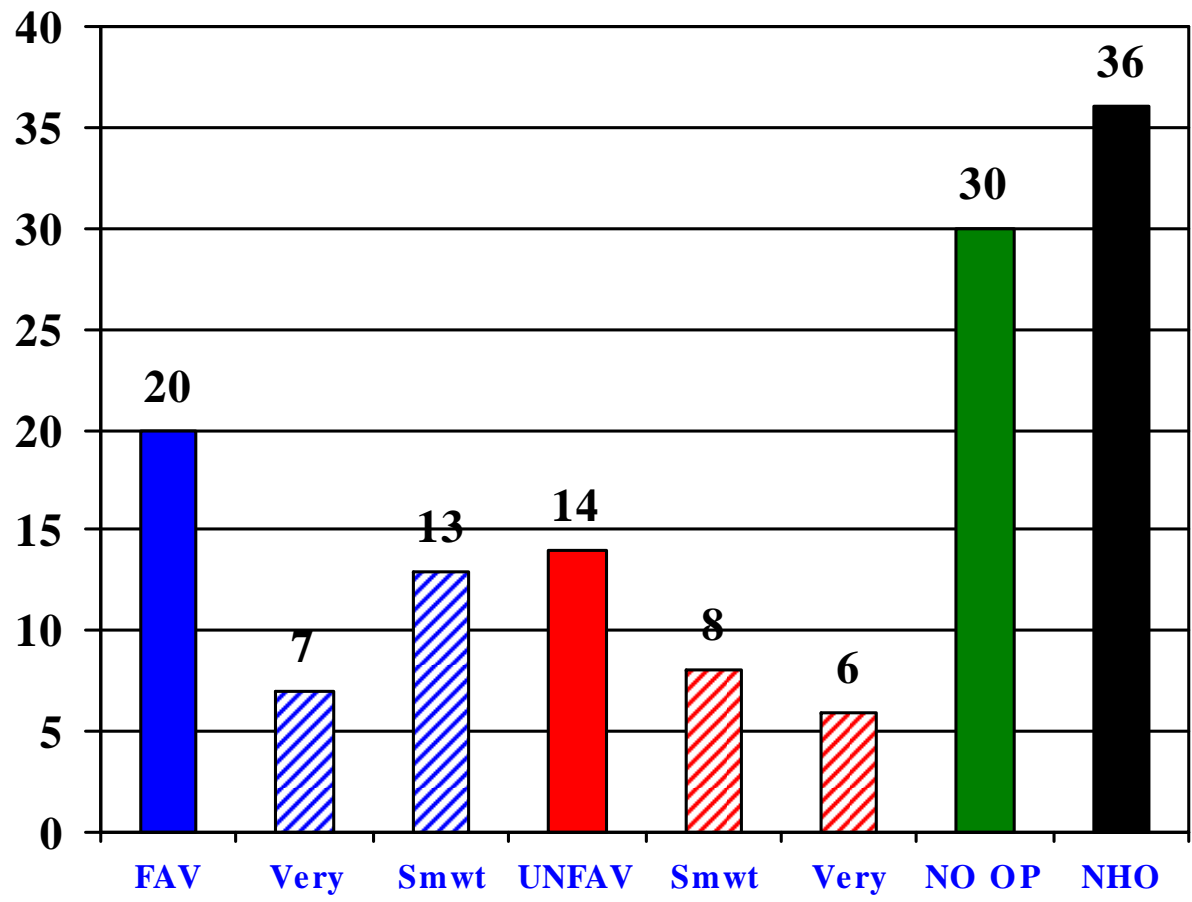
# Opinion: The Dothan Area Chamber of Commerce



	Fav	Unfav
Election Districts	60	13
Non Election Districts	50	17
Consistent Voters	57	16
Right Direction	65	9
Wrong Track	48	25
Economic	48	21
Quality of Life	62	12
Support Revitalization	59	9
Oppose Revitalization	50	25
Approve Library	59	12
Disapprove Library	49	23
Approve New H.S.	53	13
Disapprove New H.S.	59	17
Republican	58	12
Democrat	50	18
Independent	52	22
Moderate	60	15
Conservative	51	18
Child HH	59	16
Non Child HH	54	16
White	61	15
African American	38	18
Under 55	66	13
Over 55	47	18
Men	55	17
Women	55	14



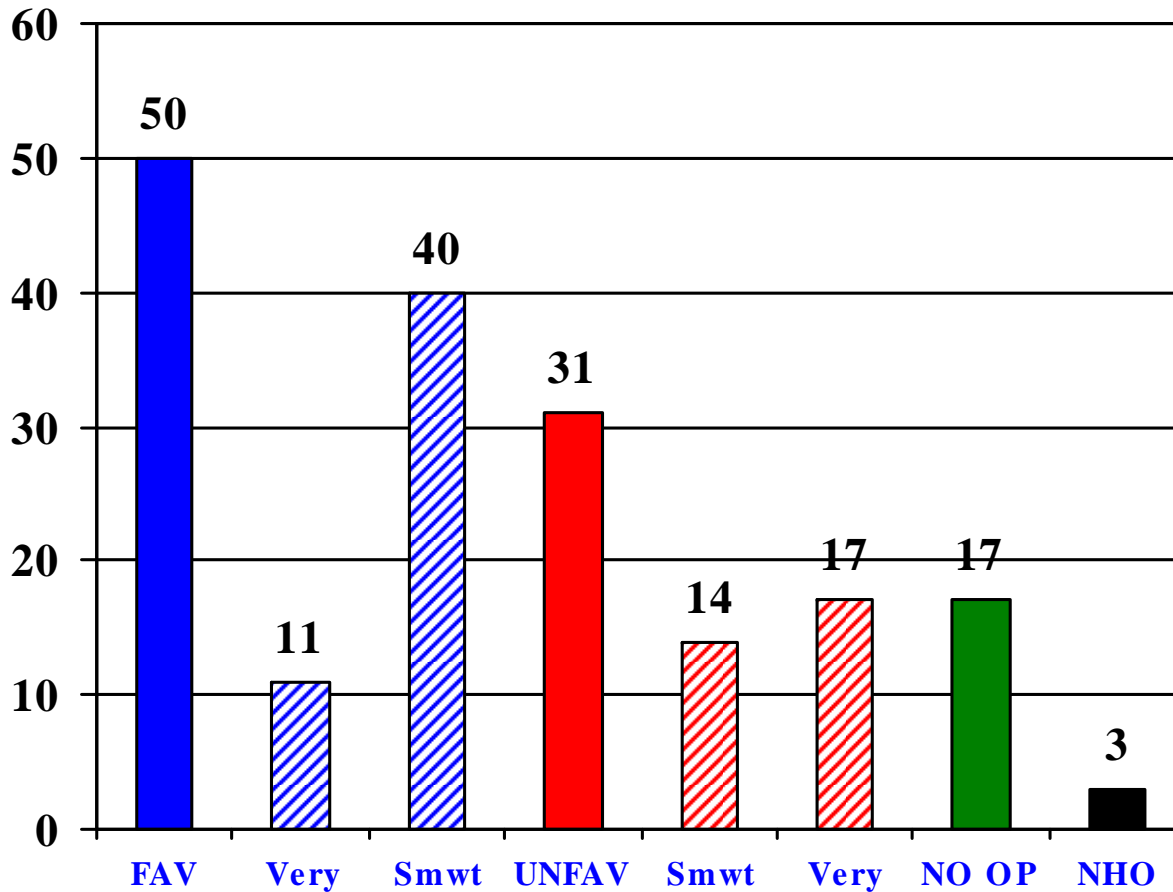
# Opinion: Envision Dothan



	Fav	Unfav
Election Districts	22	12
Non Election Districts	18	15
Consistent Voters	21	15
Right Direction	26	8
Wrong Track	16	23
Economic	14	20
Quality of Life	25	10
Support Revitalization	29	7
Oppose Revitalization	11	23
Approve Library	25	10
Disapprove Library	15	21
Approve New H.S.	20	11
Disapprove New H.S.	19	15
Republican	20	10
Democrat	18	16
Independent	24	21
Moderate	25	14
Conservative	17	13
Child HH	17	12
Non Child HH	21	13
White	20	13
African American	19	14
Under 55	29	11
Over 55	15	16
Men	22	16
Women	19	12



# Opinion: Dothan City Commission



	Fav	Unfav
Election Districts	49	34
Non Election Districts	52	28
Consistent Voters	50	33
Right Direction	72	14
Wrong Track	32	53
Economic	41	38
Quality of Life	58	26
Support Revitalization	60	20
Oppose Revitalization	42	43
Approve Library	53	31
Disapprove Library	48	33
Approve New H.S.	57	22
Disapprove New H.S.	53	33
Republican	54	29
Democrat	56	21
Independent	32	53
Moderate	45	35
Conservative	49	32
Child HH	48	29
Non Child HH	51	32
White	50	34
African American	53	21
Under 55	60	24
Over 55	44	36
Men	51	33
Women	50	28



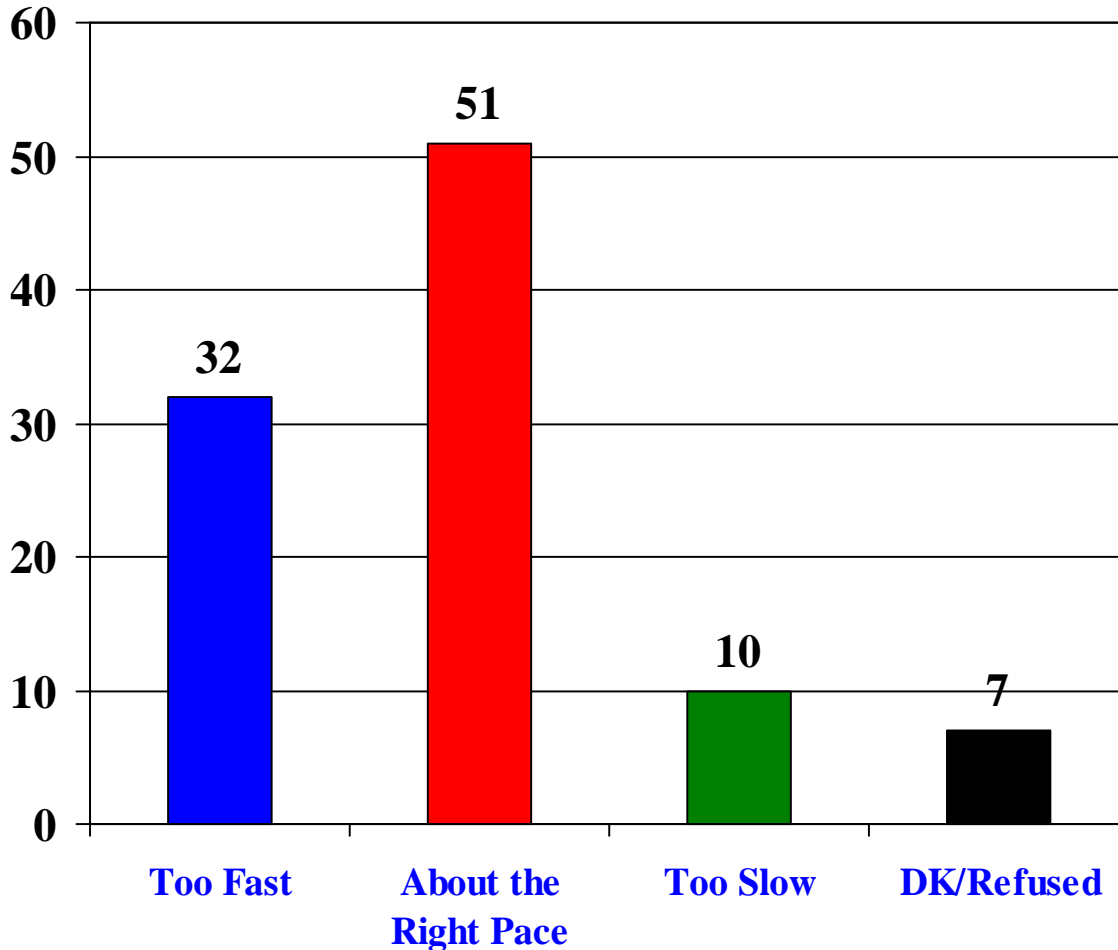
## *Favorable/Unfavorable Summary Table*

*- Ranked by Favorable -*

	<u>FAVORABLE</u>	<u>Very Favorable</u>	<u>UNFAVORABLE</u>	<u>Very Unfavorable</u>	<u>NO OPIN.</u>	<u>NHO</u>
<b>The Dothan Area Chamber of Commerce</b>	<b>55</b>	<b>22</b>	<b>15</b>	<b>7</b>	<b>29</b>	<b>1</b>
<b>Dothan City Commission</b>	<b>50</b>	<b>11</b>	<b>31</b>	<b>17</b>	<b>17</b>	<b>3</b>
<b>Dothan City Schools</b>	<b>48</b>	<b>19</b>	<b>27</b>	<b>12</b>	<b>25</b>	<b>1</b>
<b>Envision Dothan</b>	<b>20</b>	<b>7</b>	<b>14</b>	<b>6</b>	<b>30</b>	<b>36</b>



**Thinking about the City of Dothan, would you say that the rate of growth and development is happening too fast, at about the right pace, or too slow?**



**Dothan AL  
September 2007**

**15**

**McLaughlin & Associates  
www.mclaughlinonline.com**

	<b>Too Fast</b>	<b>Right Pace</b>	<b>Too Slow</b>
Election Districts	29	52	12
Non Election Districts	35	50	8
Consistent Voters	33	50	11
Right Direction	25	64	9
Wrong Track	46	41	11
Economic	31	52	11
Quality of Life	34	50	10
Support Revitalization	27	54	11
Oppose Revitalization	39	49	9
Approve Library	30	54	11
Disapprove Library	36	47	10
Approve New H.S.	18	61	15
Disapprove New H.S.	41	47	9
Republican	32	50	10
Democrat	33	52	8
Independent	31	50	13
Moderate	32	55	6
Conservative	34	49	13
Child HH	32	53	14
Non Child HH	32	52	9
White	35	55	8
African American	27	42	18
Under 55	26	58	12
Over 55	37	46	8
Men	30	55	10
Women	34	48	10



**Here is a list of items recently prominent in the news. Would you tell me whether you approve or disapprove of each?**

<b>Ranked by Approve</b>	<b><u>Total</u></b>	<b><u>GOP</u></b>	<b><u>DEM</u></b>	<b><u>IND</u></b>
<b>The City of Dothan increasing spending to improve Dothan's long-term water supply.</b>	<b>84/9</b>	<b>85/9</b>	<b>84/9</b>	<b>81/10</b>
<b>Expanding Dothan's landfill facility, in an effort to handle current and future waste.</b>	<b>73/13</b>	<b>73/14</b>	<b>78/12</b>	<b>71/10</b>
<b>Spending \$30 million dollars to expand the city's sewage disposal system.</b>	<b>65/15</b>	<b>65/13</b>	<b>68/21</b>	<b>56/15</b>
<b>Increasing spending on the animal shelter.</b>	<b>64/25</b>	<b>62/24</b>	<b>68/24</b>	<b>60/29</b>
<b>Building a new library in downtown Dothan, in an attempt to revitalize the downtown area.</b>	<b>58/37</b>	<b>56/39</b>	<b>64/29</b>	<b>52/49</b>
<b>Purchasing 100 acres of property to build a large park and recreation area in Southwest Dothan.</b>	<b>56/37</b>	<b>61/30</b>	<b>56/36</b>	<b>41/56</b>
<b>Expanding the Museum of Art in Dothan in an attempt to revitalize the downtown area.</b>	<b>48/41</b>	<b>44/47</b>	<b>60/29</b>	<b>40/47</b>
<b>Conducting a professional analysis of Dothan to determine the best location for a new library in the City of Dothan.</b>	<b>43/46</b>	<b>42/48</b>	<b>53/39</b>	<b>29/60</b>
<b>The City of Dothan using tax dollars to revitalize the Downtown area.</b>	<b>37/57</b>	<b>36/60</b>	<b>44/48</b>	<b>29/68</b>

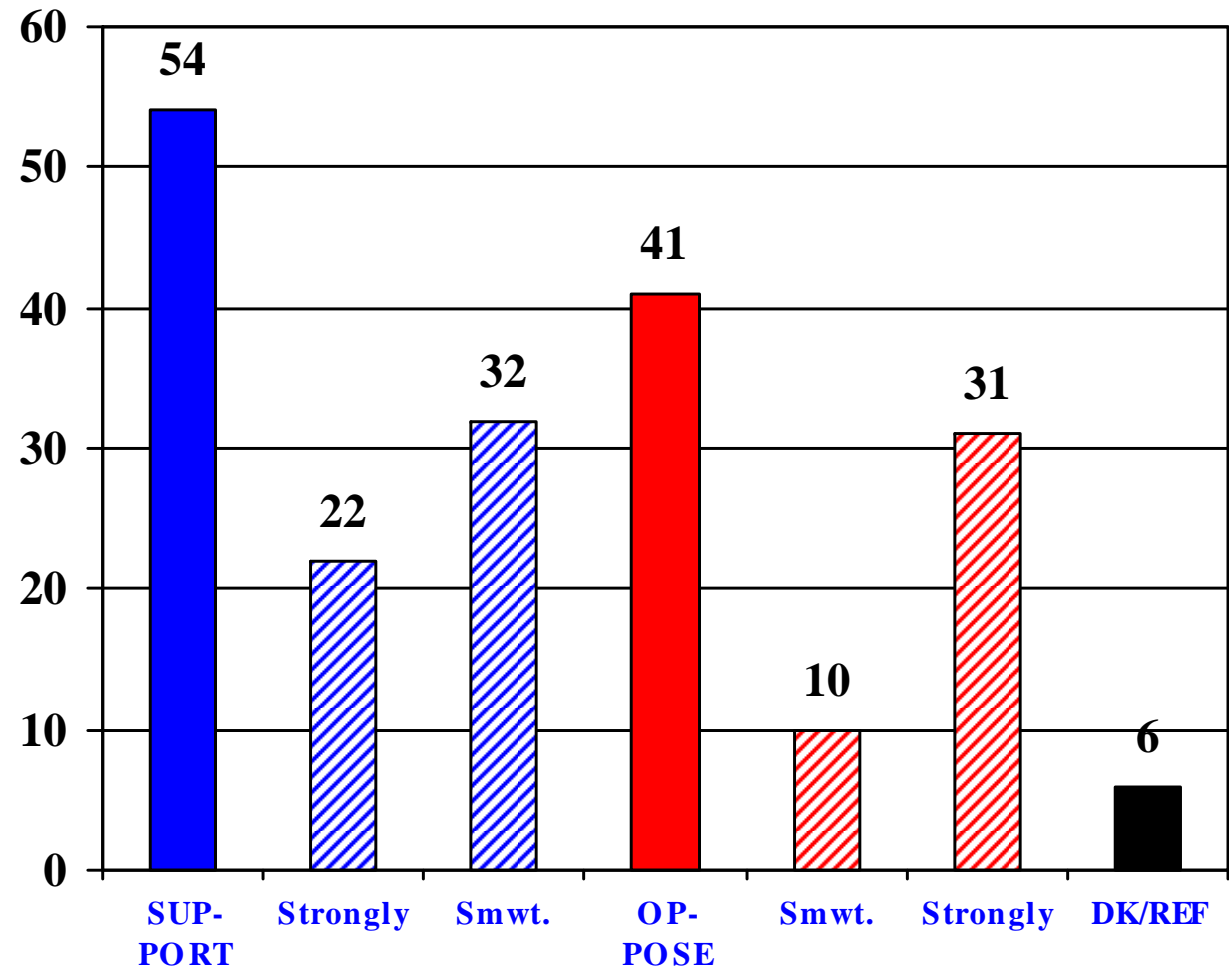


# Which of the following services would you most like to see more tax dollars spent on in the City of Dothan?

	<u>Total</u>	<u>GOP</u>	<u>DEM</u>	<u>IND</u>
<b>Building a new library in downtown Dothan.</b>	<b>14</b>	<b>11</b>	<b>20</b>	<b>9</b>
<b>NOT BUILDING LIBRARY</b>	<b>75</b>	<b>79</b>	<b>67</b>	<b>84</b>
<b>Improving the long-term water supply in Dothan.</b>	<b>49</b>	<b>57</b>	<b>40</b>	<b>52</b>
<b>Solving Dothan's long-term garbage disposal and landfill problems.</b>	<b>15</b>	<b>13</b>	<b>12</b>	<b>24</b>
<b>Expanding and improving Dothan's sewage treatment facility.</b>	<b>7</b>	<b>7</b>	<b>9</b>	<b>2</b>
<b>Expanding the Museum of Art in Downtown Dothan.</b>	<b>4</b>	<b>2</b>	<b>6</b>	<b>7</b>



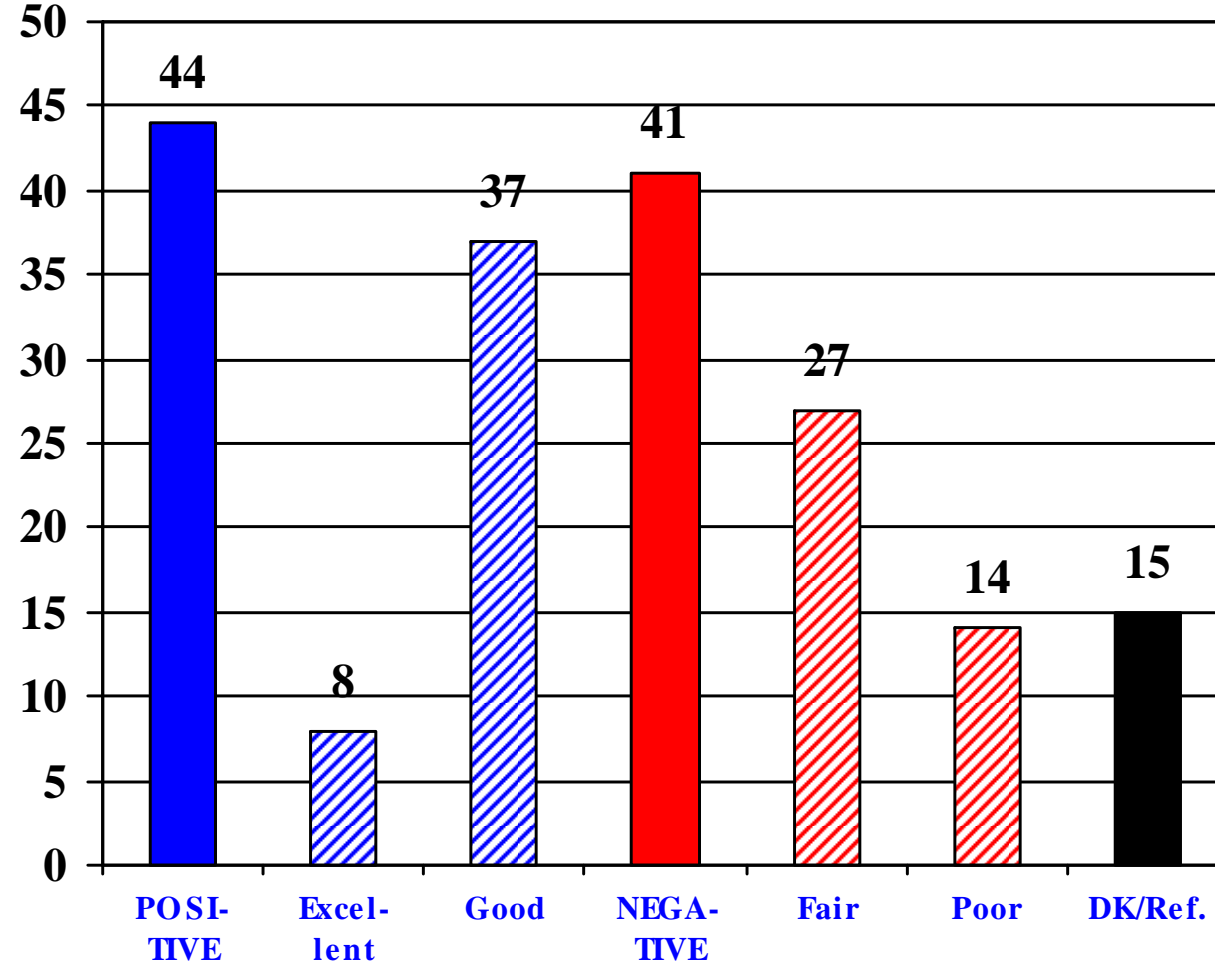
**From what you may have seen, read or heard, do you support or oppose efforts to revitalize Downtown Dothan?**



	Support	Oppose
Election Districts	57	37
Non Election Districts	50	45
Consistent Voters	53	41
Right Direction	64	30
Wrong Track	37	59
Economic	47	48
Quality of Life	59	35
Support Revitalization	100	0
Oppose Revitalization	0	100
Approve Library	70	25
Disapprove Library	30	66
Approve New H.S.	72	27
Disapprove New H.S.	47	48
Republican	52	43
Democrat	68	29
Independent	37	54
Moderate	57	38
Conservative	47	48
Child HH	61	32
Non Child HH	52	43
White	49	46
African American	67	26
Under 55	68	29
Over 55	43	49
Men	48	47
Women	59	35



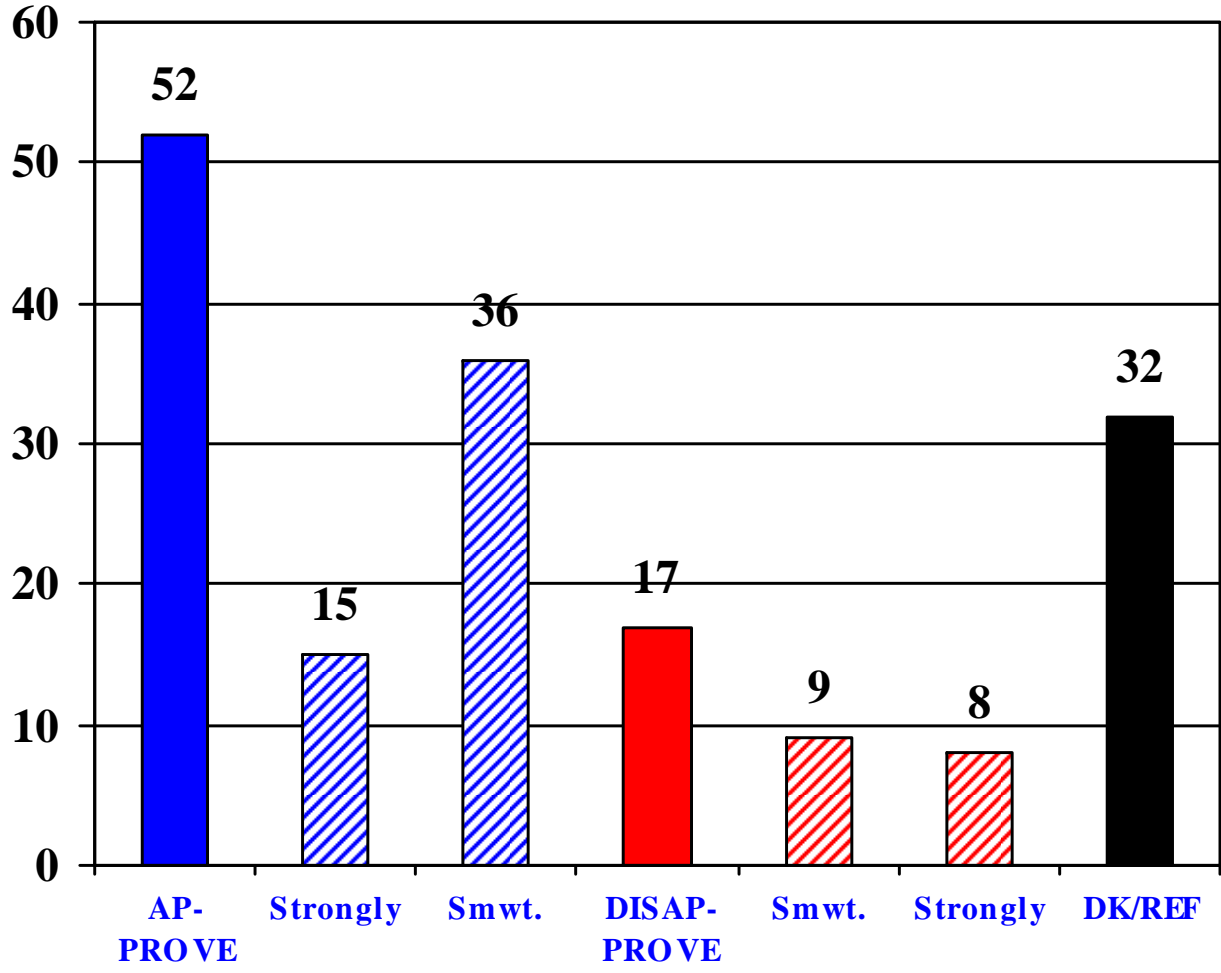
**Overall, how would you rate the quality of education in the public schools in the City of Dothan? Would you say the quality of public education is excellent, good, fair or poor?**



	Positive	Negative
Election Districts	46	41
Non Election Districts	43	41
Consistent Voters	43	42
Right Direction	52	36
Wrong Track	33	56
Economic	40	47
Quality of Life	49	37
Support Revitalization	52	35
Oppose Revitalization	37	51
Approve Library	48	38
Disapprove Library	40	47
Approve New H.S.	49	43
Disapprove New H.S.	45	43
Republican	47	37
Democrat	51	40
Independent	32	56
Moderate	38	47
Conservative	47	40
Child HH	41	53
Non Child HH	46	38
White	43	43
African American	52	36
Under 55	43	46
Over 55	46	37
Men	43	43
Women	45	39



# Job Approval: Sam Nichols School Superintendent



	Approve	Disapprove
Election Districts	55	14
Non Election Districts	48	19
Consistent Voters	53	16
Right Direction	59	11
Wrong Track	49	25
Economic	48	22
Quality of Life	55	13
Support Revitalization	57	13
Oppose Revitalization	48	23
Approve Library	55	12
Disapprove Library	47	24
Approve New H.S.	67	11
Disapprove New H.S.	50	22
Republican	58	11
Democrat	52	18
Independent	38	31
Moderate	46	16
Conservative	55	18
Child HH	54	16
Non Child HH	52	17
White	56	12
African American	42	27
Under 55	55	16
Over 55	49	17
Men	51	19
Women	52	14

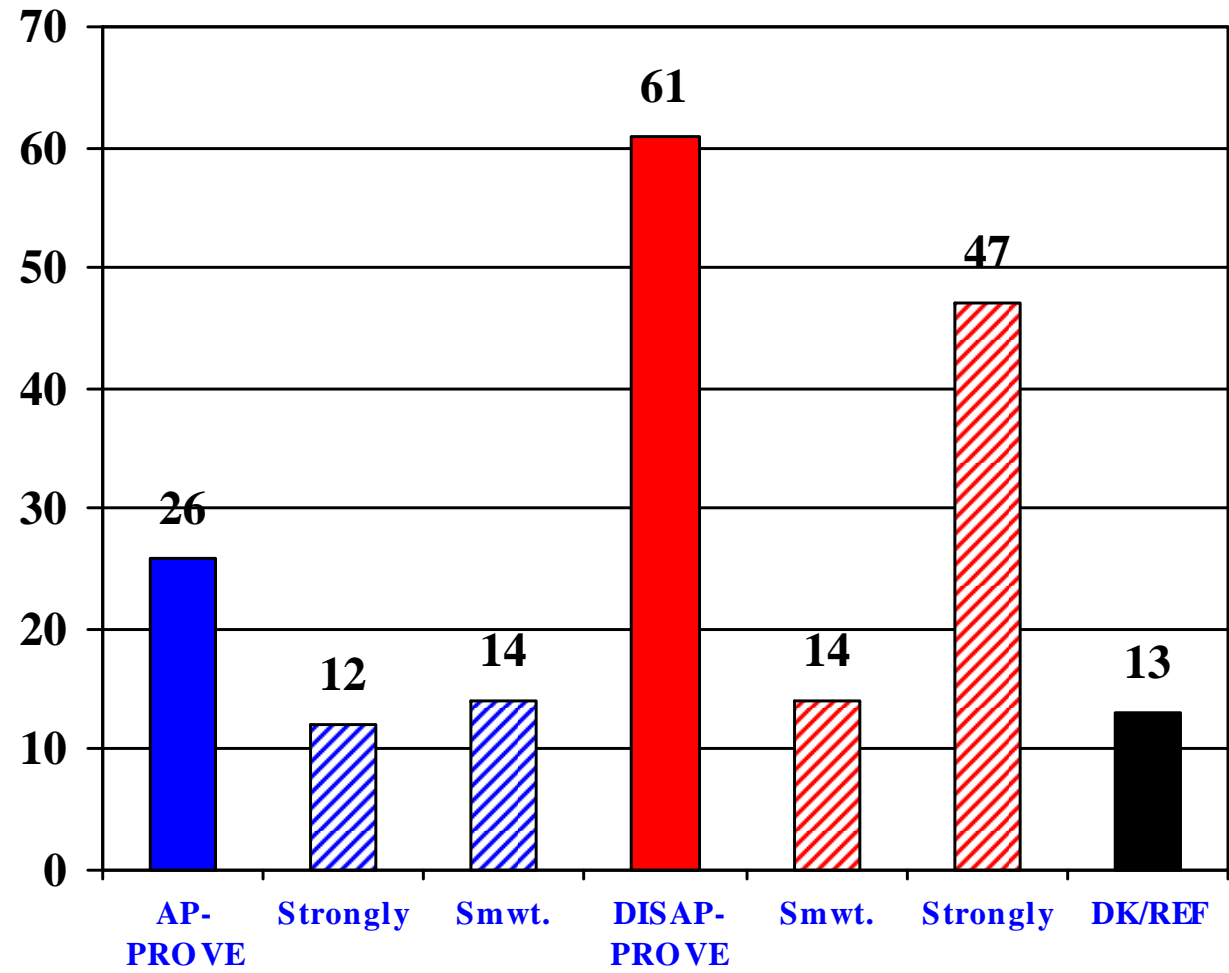
Dothan AL  
September 2007

20

McLaughlin & Associates  
www.mclaughlinonline.com



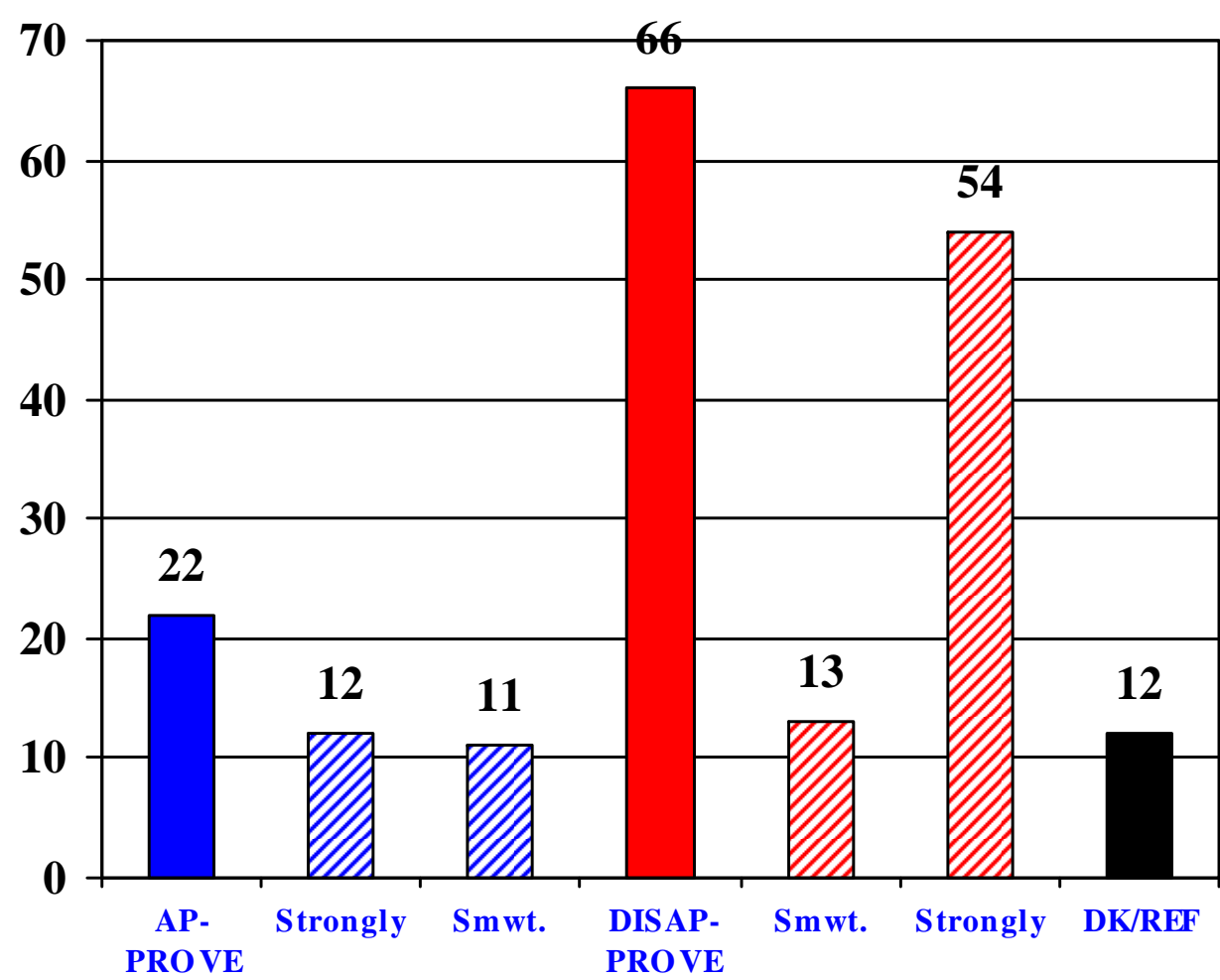
As you may or may not know, there is a proposal to replace the two existing high schools in Dothan and build a brand new high school at a cost of \$70 million dollars. Based on what you know, would you approve or disapprove of this plan?



	Approve	Disapprove
Election Districts	24	66
Non Election Districts	27	57
Consistent Voters	25	62
Right Direction	29	56
Wrong Track	22	68
Economic	20	66
Quality of Life	29	59
Support Revitalization	35	53
Oppose Revitalization	17	72
Approve Library	34	53
Disapprove Library	16	74
Approve New H.S.	100	0
Disapprove New H.S.	0	100
Republican	25	62
Democrat	31	57
Independent	19	68
Moderate	22	59
Conservative	25	67
Child HH	27	58
Non Child HH	26	63
White	25	64
African American	28	55
Under 55	27	61
Over 55	25	61
Men	28	61
Women	24	61



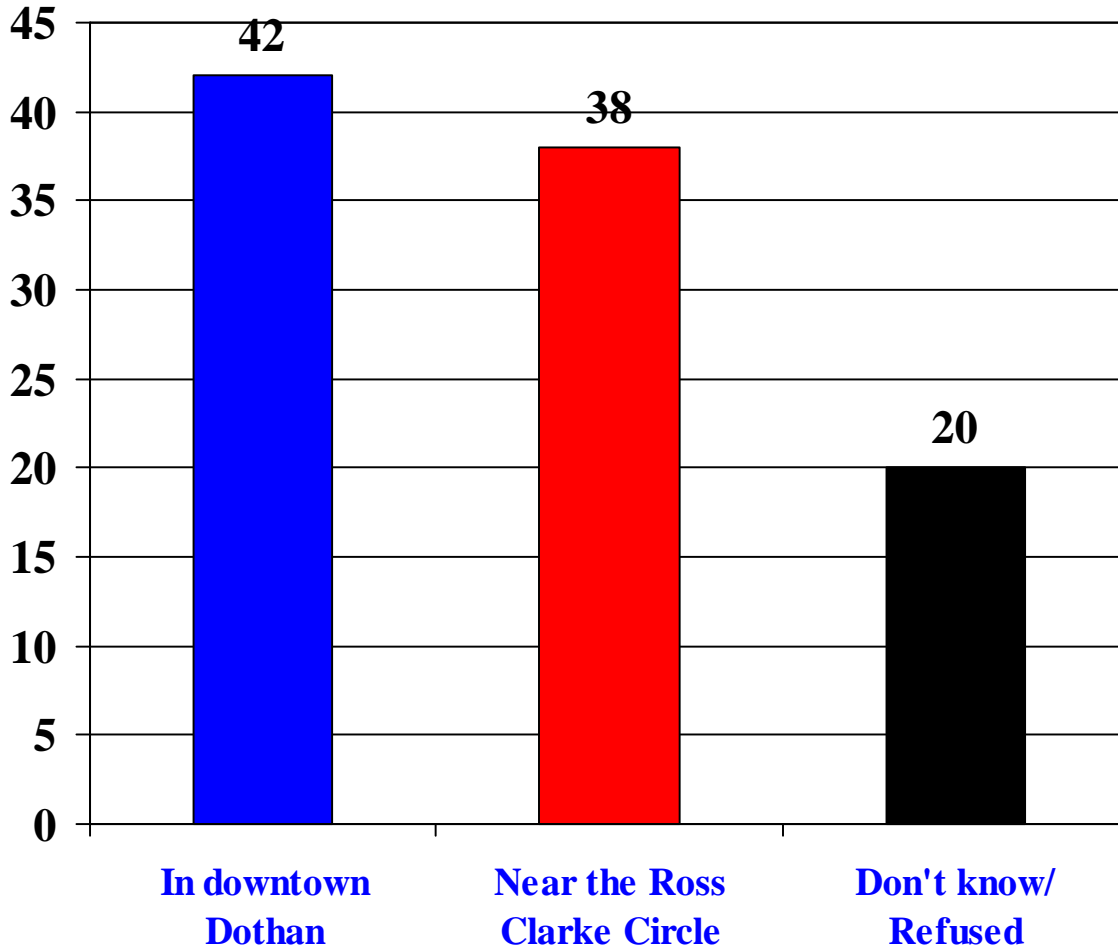
Now, if you knew this proposal would raise the property tax rate by 6 mils per year, would you approve or disapprove of the proposal to replace the two existing high schools and build a brand new high school in Dothan?



	Approve	Disapprove
Election Districts	22	69
Non Election Districts	22	64
Consistent Voters	24	65
Right Direction	30	58
Wrong Track	18	77
Economic	20	71
Quality of Life	24	64
Support Revitalization	29	58
Oppose Revitalization	16	78
Approve Library	27	60
Disapprove Library	18	75
Approve New H.S.	62	29
Disapprove New H.S.	8	89
Republican	25	64
Democrat	24	64
Independent	15	77
Moderate	24	66
Conservative	22	72
Child HH	31	60
Non Child HH	20	70
White	25	67
African American	16	66
Under 55	28	60
Over 55	18	71
Men	22	67
Women	23	65



# If a new library were to be built in the City of Dothan, where would you most like to see the library built?



Dothan AL  
September 2007

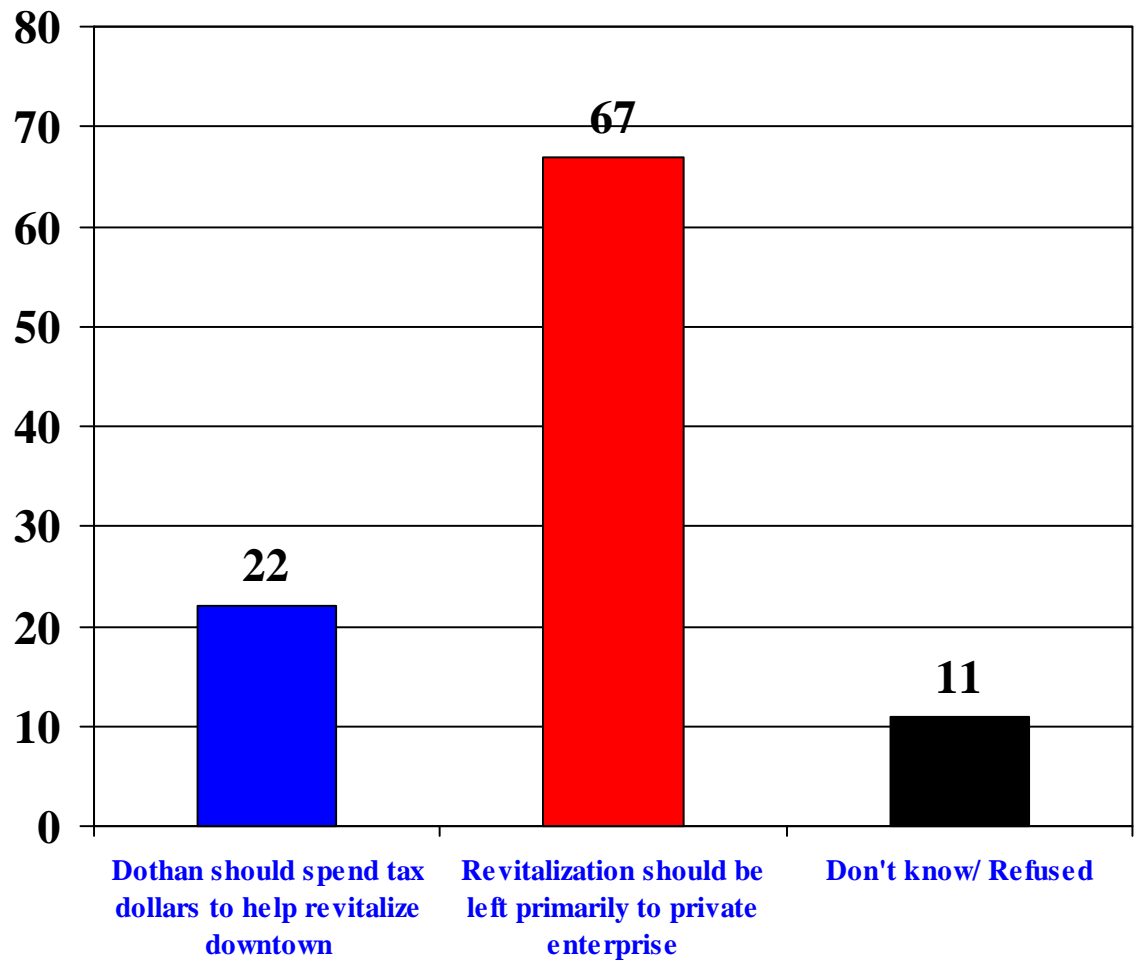
23

McLaughlin & Associates  
www.mclaughlinonline.com

	Downtown	Ross Clark Circle
Election Districts	45	38
Non Election Districts	39	38
Consistent Voters	42	38
Right Direction	52	35
Wrong Track	29	47
Economic	39	39
Quality of Life	45	38
Support Revitalization	55	30
Oppose Revitalization	23	51
Approve Library	54	34
Disapprove Library	24	49
Approve New H.S.	51	35
Disapprove New H.S.	41	40
Republican	41	42
Democrat	49	31
Independent	31	41
Moderate	40	43
Conservative	38	40
Child HH	40	37
Non Child HH	43	40
White	39	42
African American	54	27
Under 55	48	32
Over 55	38	42
Men	37	43
Women	47	34



# Thinking now about the revitalization of Downtown Dothan, which one of the following statements comes closest to your own opinion?



Dothan AL  
September 2007

24

McLaughlin & Associates  
www.mclaughlinonline.com

	Tax \$\$\$	Private
Election Districts	21	68
Non Election Districts	24	66
Consistent Voters	23	66
Right Direction	31	58
Wrong Track	15	79
Economic	20	72
Quality of Life	25	63
Support Revitalization	38	49
Oppose Revitalization	3	93
Approve Library	34	55
Disapprove Library	5	87
Approve New H.S.	31	58
Disapprove New H.S.	18	75
Republican	16	72
Democrat	34	54
Independent	24	72
Moderate	28	64
Conservative	14	79
Child HH	27	60
Non Child HH	22	71
White	19	73
African American	35	52
Under 55	30	57
Over 55	17	74
Men	23	70
Women	22	64



# Voter Profile

<u>Direction of Dothan</u>	<u>Total</u>	<u>Lived in Dothan</u>	<u>Total</u>	<u>Income</u>	<u>Total</u>	<u>Age</u>	<u>Total</u>
Right Direction	46	Less than 1 year	2	Under \$20K	13	18-25	4
Wrong Track	39	1-5 Years	4	\$20K - \$40K	13	26-40	12
<u>Party Registration</u>	<u>%</u>	6-10 Years	6	\$40K - \$60K	13	41-55	26
Republican	46	11-20 years	15	\$60K - \$75K	10	56-65	25
Democrat	30	20+/All Your Life	72	\$75K - \$100K	11	Over 65	32
Independent	17	<u>Highest Level Eductn</u>	<u>%</u>	\$100K - \$150K	8	<u>Gender</u>	<u>%</u>
<u>Most Important Issue</u>	<u>%</u>	Some High School	8	\$150K -200K	3	Male	48
Economic	38	High School Grad	24	Over \$200K	3	Female	52
Local	32	Some College	29	<u>School Children HH</u>	<u>%</u>	<u>Area</u>	<u>%</u>
Education	13	College Graduate	25	YES	23	CCD #1	14
<u>Ideology</u>	<u>%</u>	Post-Grad School	11	Public School	15	CCD #2	13
Liberal	11			Private School	6	CCD #3	16
Moderate	28			Both	1	CCD #4	17
Conservative	52			No Kids in School	73	CCD #5	21
				<u>Race</u>	<u>%</u>	CCD #6	19
				White	73		
				Black	24		

# *Conclusions & Recommendations*

- 1. The plurality, 46%, feel Dothan is heading in the right direction, while 39% feel it is going down the wrong track. Right direction figures go up among “quality of life voters” – 52%, those who support revitalization – 55%, Republicans – 52%, and those who approve of the new library – 51%.**
- 2. In the closed-ended question, economic issues were the greatest concern for these Dothan voters. The plurality, 38%, cited economic issues, specifically “reducing taxes” – 16%, “wasteful government spending” – 15%. Local issues followed with 32% of the electorate: “Traffic and transportation” – 17%, “improve water supply” – 7%, “revitalize downtown” – 5%, “New library” – 4%.**
- 3. In the open-ended question, “development issues” received the plurality, 27%. Specifically, “traffic & congestion” – 13%, “roads/connector” – 6%, and “if revitalize downtown” – 5%. The fact that revitalization popped up on the open-ended question shows peoples awareness of the issue. The other major issues following “development” were “education” – 13%, “taxes” – 12% & “crime” – 11%.**
- 4. These Dothan voters chose “quality of life” issues over “pocketbook” issues, 58% to 39%.**

# *Conclusions & Recommendations*

5. By a slim majority, the voters feel that the Downtown revitalization issue is important, 52%, compared to not important, 47%. This is almost a 1:1 margin. It is important to note the intensity here, as of those who feel it is important, 31% said “only somewhat important”. Conversely, of those who said “not important”, 32% said “not important at all”. Clearly, the intensity for Downtown revitalization is not strong.
6. Over 7 in ten voters, 73%, feel the development of a new public library is important. This issue coincides with the high ratings that “quality of life” received. When asked if they would approve or disapprove of “building a new library in downtown Dothan, in an attempt to revitalize the Downtown area”, support drops to 58% approve/37% disapprove. This is still a significant majority who approve of it. Further, the plurality of the voters would prefer to see the library built in Downtown area (42%), as opposed to the Ross Clarke Circle area (38%).
7. Of the issues we tested, the voters expressed the greatest approval for “kitchen table” issue, or issues that concern the day-to-day lives of the people of Dothan. Specifically, increasing Dothan’s long-term water supply (84% approve), expanding Dothan’s landfill capacity (73% approve), expanding Dothan’s sewage disposal system (65% approve).

# Conclusions & Recommendations

8. Using tax dollars to revitalize Downtown Dothan received a majority disapproval rating of 37% approve, 57% disapprove. While the voters saw the revitalization as important (52%), they do not necessarily want tax dollars to be spent in the effort.
  
9. Sixty-seven percent (67%) feel “revitalization should be left primarily to private enterprise”, compared to only 22% who feel Dothan should spend tax dollars to revitalize Downtown. Leaving revitalization to private enterprise spikes to 79% with wrong-track voters, 93% with those who oppose revitalization, 87% with those who disapprove of building the new library, 72% with independents and 79% with conservatives.
  
10. Again, the voters in Dothan are most concerned with spending tax dollars on what they view as essential services in Dothan. When asked of the following services they would most like to see their tax dollars spent on, water supply was viewed as the most important:

	<u>Total</u>	<u>GOP</u>	<u>DEM</u>	<u>IND</u>
Building a new library in downtown Dothan.	14	11	20	9
NOT BUILDING LIBRARY	75	79	67	84
Improving the long-term water supply in Dothan.	49	57	40	52
Solving Dothan’s long-term garbage disposal and landfill problems.	15	13	12	24
Expanding and improving Dothan’s sewage treatment facility.	7	7	9	2
Expanding the Museum of Art in Downtown Dothan.	4	2	6	7

# *Conclusions & Recommendations*

11. Voters are fairly evenly split concerning the quality of education in Dothan public schools, 44% positive, 41% negative. Interestingly, the positive rating drops to 41% among respondents with school age children, but rises to 46% among respondents without school age children in the household.
12. School Superintendent Sam Nichols has a majority approval rating of 52%. There is little intensity to these numbers though, as 35% of those voters “only somewhat approve” of his job performance.
13. Six out of ten voters, 61%, disapprove of building a new high school, 47% strongly disapprove. This shows great intensity, as nearly half of the voters strongly disapprove of the proposal.
14. What is more, two-thirds of the voters, 66%, disapprove of the proposal to build a new high school if they knew it would raise their property tax rate by 6 mils per year.